


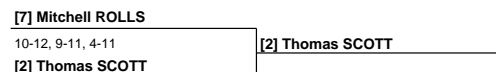
Vikings Junior Challenge, 2017


U15 Boys

Main Draw



3/4 Playoff





BYE

I1

BYE

I2

BYE

I3

BYE

Joseph PEAK

I4

BYE

BYE

I5

BYE

I6

BYE

BYE

I7

Harrison DALE

I8

BYE

I9

BYE

I10

Joseph PEAK

I11

BYE

I12

Harrison DALE

I13

Joseph PEAK

I14

Harrison DALE

9-11, 10-12, 11-8, 11-13

Harrison DALE

BYE	
J1	
BYE	

The diagram illustrates a 32-bit bus system. On the left, two 16-bit masters are shown, each with a 'BYE' label and a 'K' label (K1 and K2). On the right, a 32-bit slave is shown with a 'BYE' label and a 'K3' label. The bus is represented by a horizontal line with a vertical line connecting it to the slave. The bus is labeled '32-bit'.

BYE	
L1	
BYE	

BYE

M1

BYE

M5

BYE

M2

BYE

M7

BYE

M3

BYE

M6

BYE

M4

BYE

BYE

N1

BYE

29/30 Playoff

BYE

O1

BYE

BYE

O3

BYE

O2

BYE

BYE

31/32 Playoff

BYE

P1

BYE