


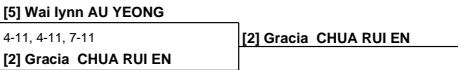
ONCOCARE Singapore Junior Squash Open 2018


Girls Under 13

Main Draw



3/4 Playoff





The diagram illustrates a complex network of relationships between individuals and groups, organized into columns from left to right. The flow is as follows:

- Column 1 (Individuals):** I1, I2, I3, I4, I5, I6, I7, I8.
- Column 2 (Groups):** Nicole NEO, BYE, BYE, BYE, Nur Auni KHAIRUL, Rachel TAY, BYE, BYE.
- Column 3 (Groups):** Nicole NEO, BYE, BYE, BYE, Rachel TAY, BYE.
- Column 4 (Groups):** Nicole NEO, BYE, BYE, BYE.
- Column 5 (Groups):** Rachel TAY, Rachel TAY.
- Column 6 (Final Group):** Rachel TAY.

Arrows indicate the flow of relationships between these groups and individuals, showing a hierarchical structure where multiple individuals and groups converge into a single final group, Rachel TAY.

BYE	
J1	
BYE	

```

sequenceDiagram
    participant K1
    participant K2
    participant NurAuni as Nur Auni KHAIRUL
    K1->>K2: BYE
    K2->>NurAuni: BYE
    K2->>NurAuni: BYE
  
```

BYE

L1

BYE

[illegible]

BYE	
N1	
BYE	

29/30 Playoff



31/32 Playoff

