









Barrett Property Sales Junior Classic (Bronze)
U/15 Boys

Box 1

			1.	2.	3.	4.
DHSC		1. RAJ Joshua Rahul		11-2, 11-7, 11-5	11-6, 11-6, 11-8	11-2, 11-2, 11-2
CHSSC		2. MORIZ Samuel	2-11, 7-11, 5-11		11-7, 11-2, 11-6	11-3, 11-4, 11-5
DHSC		3. CANTY Kayden	6-11, 6-11, 8-11	7-11, 2-11, 6-11		11-6, 11-3, 11-7
CHSSC		4. NARGAR Daniel	2-11, 2-11, 2-11	3-11, 4-11, 5-11	6-11, 3-11, 7-11	

Standings	Points	Wins	Losses	Games	Game Pts
1. Joshua Rahul RAJ	6	3	0	9 - 0 (100%)	99 - 40 (71.22%)
2. Samuel MORIZ	4	2	1	6 - 3 (66.67%)	80 - 60 (57.14%)
3. Kayden CANTY	2	1	2	3 - 6 (33.33%)	68 - 82 (45.33%)
4. Daniel NARGAR	0	0	3	0 - 9 (0%)	34 - 99 (25.56%)

Box 2

			1.	2.	3.	4.	5.
GTSC		1. HANSEN Jack		11-4, 11-5, 11-7	11-1, 11-4, 11-2	11-4, 11-6, 11-6	11-5, 11-7, 14-12
CHSSC		2. LIM Joshua	4-11, 5-11, 7-11		10-12, 1-11, 1-11	4-11, 3-11, 5-11	0-11, 1-11, 2-11
TRCC		3. PHILLIPS Ross	1-11, 4-11, 2-11	12-10, 11-1, 11-1		11-6, 6-11, 2-11 4-11	5-11, 3-11, 5-11
SSCAU		4. WEST Mathew	4-11, 6-11, 6-11	11-4, 11-3, 11-5	6-11, 11-6, 11-2 11-4		4-11, 7-11, 6-11
CHSSC		5. WALMSLEY Lachlan	5-11, 7-11, 12-14	11-0, 11-1, 11-2	11-5, 11-3, 11-5	11-4, 11-7, 11-6	

Standings	Points	Wins	Losses	Games	Game Pts
1. Jack HANSEN	8	4	0	12 - 0 (100%)	135 - 63 (68.18%)
2. Lachlan WALMSLEY	6	3	1	9 - 3 (75%)	123 - 69 (64.06%)
3. Mathew WEST	4	2	2	6 - 7 (46.15%)	105 - 101 (50.97%)
4. Ross PHILLIPS	2	1	3	4 - 9 (30.77%)	77 - 117 (39.69%)
5. Joshua LIM	0	0	4	0 - 12 (0%)	43 - 133 (24.43%)

1/2 Playoff

Joshua Rahul RAJ	
11-9, 11-2, 11-6 (18m)	Joshua Rahul RAJ
Jack HANSEN	

3/4 Playoff

Samuel MORIZ	
12-10, 11-1, 11-7	Samuel MORIZ
Lachlan WALMSLEY	

5/6 Playoff

Kayden CANTY	
11-4, 11-8, 11-4	Kayden CANTY
Mathew WEST	

7/8 Playoff

Daniel NARGAR	
11-1, 11-5, 11-7	Ross PHILLIPS
Ross PHILLIPS	