







2022028 Nelson Mandela Bay Mini 1
GS 12

Main Draw

1	TSA111165	EP	 [1] Erin DOLD-CHAPMAN		
2			A1 BYE	[1] Erin DOLD-CHAPMAN	
3	TSA101703	EP	 Beatrice CHINGWEBA		[1] Erin DOLD-CHAPMAN 6-1, 6-2
4		EDEN	Alternate 1	Beatrice CHINGWEBA Walkover	
5	TSA111256	KZN	 [4] Lea DUBE		[4] Lea DUBE 6-3, 6-1
6	TSA101558	EP	Lauren DUCKWORTH	[4] Lea DUBE 6-0, 6-1	
7	TSA111541	EP	Josie VAN HEERDEN		[4] Lea DUBE 6-4, 6-0
8	TSA101419		 Cayla NEWTON	Josie VAN HEERDEN 6-3, 6-3	
9	TSA111324	EP	Liyabukwa MAGIGABA		[4] Lea DUBE 6-4, 6-4
10	TSA101248	EP	 Madison RIESEBERG	Liyabukwa MAGIGABA Walkover	
11			BYE		[3] Natasha WHITE 6-0, 6-0
12	TSA101147	EP	A6  [3] Natasha WHITE	[3] Natasha WHITE	
13	TSA101513	EP	Inge ERASMUS		[3] Natasha WHITE 6-0, 6-0
14	TSA101445	EP	Lunambitho MFECANE	Lunambitho MFECANE 2-6, 6-4, 10-3	
15			BYE		[2] Emma WATSON 6-4, 6-2
16	TSA101256	EP	A8  [2] Emma WATSON	[2] Emma WATSON	

Position 3-4	[1] Erin DOLD-CHAPMAN	
	[2] Emma WATSON	[1] Erin DOLD-CHAPMAN 6-3, 6-2

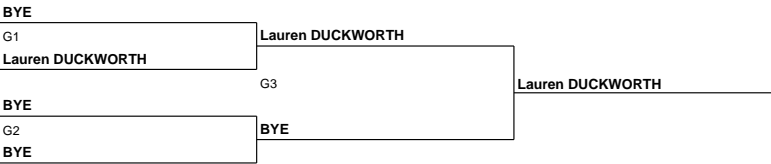
Position 5-8	Beatrice CHINGWEBA	Beatrice CHINGWEBA	
	Josie VAN HEERDEN	3-6, 6-4, 10-8	Liyabukwa MAGIGABA 6-3, 3-6, 10-8
	Liyabukwa MAGIGABA	Liyabukwa MAGIGABA	
	Lunambitho MFECANE	6-4, 4-6, 13-11	

Position 7-8	Josie VAN HEERDEN	
	Lunambitho MFECANE	Josie VAN HEERDEN 7-5, 6-1

Position 9-16	BYE	
	E1 BYE	BYE
	Lauren DUCKWORTH	E5 Cayla NEWTON
	Cayla NEWTON	6-3, 7-5
	BYE	
	E3 BYE	BYE
	Inge ERASMUS	E6 Inge ERASMUS
	E4 BYE	
		Inge ERASMUS 4-6, 6-3, 11-9

Position 11-12	BYE	
	F1 BYE	

Position 13-16



Position 15-16

